

Safe Schools ACS and School Profile

LEA: Quakertown Community SD

School: Quakertown Community HS - 1128

School Year: 2018-2019

Enrollment	1,670	Incidents Involving Local Law Enforcement	46
Incidents	351	Total Arrests	3
Offenders	204	Assignments to Alternative Education	1

Misconduct Categories

Misconduct Type	Incidents Associated with the Misconduct	Percent of Total Incidents	Incidents per 100 Students
Academic Code of Conduct	1	0.28%	0.06
Student Code of Conduct	150	42.74%	8.98
Simple Assault on Student	19	5.41%	1.14
Racial/Ethnic Intimidation	3	0.85%	0.18
All Other Forms of Harassment/Intimidation	11	3.13%	0.66
Fighting	9	2.56%	0.54
Minor Altercation	14	3.99%	0.84
Sexual Assault	1	0.28%	0.06
Obscene and other sexual materials and p	1	0.28%	0.06
Sexual Harassment	6	1.71%	0.36
Threatening School Official/Student	22	6.27%	1.32
Theft	8	2.28%	0.48
Bullying	1	0.28%	0.06
Terroristic Threats (excl bomb threats)	1	0.28%	0.06
Disorderly Conduct	6	1.71%	0.36
Possession of Knife	1	0.28%	0.06
Possession of Cutting Instrument	2	0.57%	0.12
Possession of Other Weapon	2	0.57%	0.12
Burglary	2	0.57%	0.12
Vandalism	6	1.71%	0.36
Criminal Trespass	1	0.28%	0.06
Possession/Use of a Controlled Substance	11	3.13%	0.66
Sale/Distribution of a Controlled Substance	1	0.28%	0.06
Sale/Possession/Use or Under the Influence	2	0.57%	0.12
Possession/Use or Sale of Tobacco or Vaping	73	20.80%	4.37
Cyber Harassment of a Child	3	0.85%	0.18

* Categories with zero values are not shown on this report.

Safe Schools ACS and School Profile

LEA: Quakertown Community SD

School: Quakertown Community HS - 1128

School Year: 2018-2019

Weapon Detection

Weapon Detection Method	Incidents Associated with the Weapon Detection Method	Percent of Total Incidents	Incidents per 100 Students
-------------------------	---	----------------------------	----------------------------

* Categories with zero values are not shown on this report.

Safe Schools ACS and School Profile

LEA: Quakertown Community SD

School: Quakertown Community HS - 1128

School Year: 2018-2019

Offender Demographics

Age	Offenders	Percent of Total Offenders
14	25	12.25%
15	59	28.92%
16	51	25.00%
17	48	23.53%
18	16	7.84%
19	3	1.47%
Unknown	2	0.98%
Summary	204	

Grade	Offenders	Percent of Total Offenders
Grade 9	62	30.39%
Grade 10	54	26.47%
Grade 11	49	24.02%
Grade 12	37	18.14%
Unknown	2	0.98%
Summary	204	

Gender	Offenders	Percent of Total Offenders
Female	41	20.10%
Male	161	78.92%
Unknown	2	0.98%
Summary	204	

* Categories with zero values are not shown on this report.

Safe Schools ACS and School Profile

LEA: Quakertown Community SD

School: Quakertown Community HS - 1128

School Year: 2018-2019

Race / Ethnicity / Status Category

Race or Ethnicity	Offenders	Percent of Total Offenders
	2	0.98%
American Indian / Alaskan Native	1	0.49%
Black or African American	3	1.47%
Hispanic	12	5.88%
White	172	84.31%
Multi-Racial	10	4.90%
Asian	4	1.96%
Summary	204	

Offender Status	Offenders	Percent of Total Offenders
Other or unknown	2	0.98%
Student	134	65.69%
Student with IEP	68	33.33%
Summary	204	

* Categories with zero values are not shown on this report.

Safe Schools ACS and School Profile

LEA: Quakertown Community SD

School: Quakertown Community HS - 1128

School Year: 2018-2019

Incident Place and Time

Incident Place	Incident Time Frame	Total
Internet/online		4
Off school grounds while en route to or from school		1
On district provided public conveyance providing transportation to and from school		13
On school property/grounds	Before school hours	1
	During school hours	324
	After school hours	8

Sanctions

School Sanction Type	Total
Expulsion - less than one calendar year	1
In school suspension	227
None	1
Other	33
Out of school suspension	84

Adjudication

Adjudication	Total
Citation	15
Unknown	44

* Categories with zero values are not shown on this report.

Safe Schools ACS and School Profile

LEA: Quakertown Community SD

School: Quakertown Community HS - 1128

School Year: 2018-2019

Remedial Programs

Remedial Program	Total
Alternative Education	1

Parental Involvement

Type of Parental Involvement	Total
Written notification	5
Telephone conference	151
School conference	20
Family counseling	3
Law enforcement/legal involvement	1
Other	3

School Security Staff

Location ID	Assignment Code	Total
1128	9998	1

Injuries

Injury Severity	Injury Code	Total
Victim did not sustain physical injury	1	120

* Categories with zero values are not shown on this report.

Safe Schools ACS and School Profile

LEA: Quakertown Community SD

School: Quakertown Community HS - 1128

School Year: 2018-2019

Expulsions by Grade

Grade	ACADEMIC	CONDUCT	DRUG-ALCOHOL	TOBACCO	VIOLENCE	WEAPON
009	0	0	0	0	1	0
Overall	0	0	0	0	1	0

Expulsions by Race

Ethnicity	ACADEMIC	CONDUCT	DRUG-ALCOHOL	TOBACCO	VIOLENCE	WEAPON
White / Caucasian (not Hispanic)	0	0	0	0	1	0
Overall	0	0	0	0	1	0

Expulsions by Gender

Gender	ACADEMIC	CONDUCT	DRUG-ALCOHOL	TOBACCO	VIOLENCE	WEAPON
Male	0	0	0	0	1	0
Overall	0	0	0	0	1	0

* Categories with zero values are not shown on this report.

Safe Schools ACS and School Profile

LEA: Quakertown Community SD

School: Quakertown Community HS - 1128

School Year: 2018-2019

Out-of-School Suspensions by Grade

Grade	ACADEMIC	CONDUCT	DRUG-ALCOHOL	TOBACCO	VIOLENCE	WEAPON
009	0	9	3	2	22	1
010	0	3	2	3	14	1
011	0	2	4	0	19	0
012	0	1	6	0	6	0
Overall	0	15	15	5	61	2

Out-of-School Suspensions by Race

Ethnicity	ACADEMIC	CONDUCT	DRUG-ALCOHOL	TOBACCO	VIOLENCE	WEAPON
American Indian / Alaskan Native	0	0	0	0	2	0
Asian	0	0	0	2	1	0
Black / African American (not Hispanic)	0	0	0	0	2	0
Hispanic (any race)	0	0	1	0	2	0
Multi-Racial	0	3	1	0	4	0
White / Caucasian (not Hispanic)	0	12	13	3	50	2
Overall	0	15	15	5	61	2

Out-of-School Suspensions by Gender

Gender	ACADEMIC	CONDUCT	DRUG-ALCOHOL	TOBACCO	VIOLENCE	WEAPON
Female	0	3	4	2	14	1
Male	0	12	11	3	47	1
Overall	0	15	15	5	61	2

* Categories with zero values are not shown on this report.

Safe Schools ACS and School Profile

LEA: Quakertown Community SD

School: Quakertown Community HS - 1128

School Year: 2018-2019

Habitual Truancy by Grade

	Total	Truancy Rate
009	114	6.83
010	113	6.77
011	135	8.08
012	164	9.82
Total	526	31.50

Habitual Truancy by Race

	Total	Truancy Rate
American Indian / Alaskan Native	2	0.12
Asian (not Hispanic)	9	0.54
Black / African American (not Hispanic)	18	1.08
Hispanic (any race)	68	4.07
Multi-Racial	16	0.96
White / Caucasian (not Hispanic)	413	24.73
Total	526	31.50

Habitual Truancy by Gender

Gender	Total	Truancy Rate
Female	243	14.55
Male	283	16.95
Total	526	31.50

* Categories with zero values are not shown on this report.

Safe Schools ACS and School Profile

LEA: Quakertown Community SD

School: Quakertown Community HS - 1128

School Year: 2018-2019

AUN	LEA	Count of Automatic External Defibrillators at this location
122098403	Quakertown Community SD	4

Safe Schools ACS and School Profile

School Year: 2018-2019
LEA: Quakertown Community SD
School: Quakertown Community HS - 1128

PA Department of Education
Office for Safe Schools
333 Market Street, 5th Floor
Harrisburg, PA 17126-0333
Primary email: ra-edsafeschoolsrep@pa.gov

No Later than July 31

Due Date: July 31, 2019

Local law enforcement agency with jurisdiction over the school entity: _____


NOTE: IF MULTIPLE LOCAL LAW ENFORCEMENT (LLE) AGENCIES HAVE JURISDICTION OVER THE SCHOOL ENTITY, IN THIS CASE YOU ARE REQUIRED TO SUBMIT A SCHOOL-LEVEL ACS FOR EACH SCHOOL CERTIFIED BY THE APPROPRIATE LLE WITH JURISDICTION.

Data Contact Person:
Name: Pam Fothergill

Email: pfothergill@qcsd.org

Phone: 215-529-2016

Fax: 215-529-2040


 Initial to indicate data and associated validation reports were reviewed

IT Contact Person:
Name: Pam Fothergill

Email: pfothergill@qcsd.org

Phone: 215-529-2016

Fax: 215-529-2040

 Initial to indicate all batch details were reviewed and all messages were addressed as necessary

I certify that in accordance with 24 PS 13-1303-A, I have reviewed the Safe Schools – School Report for the school entity listed above and that the information provided on the files and summarized on the above School Safety Report is correct and true to the best of my knowledge and was prepared in accordance with the Pennsylvania Information Management System (PIMS).

School Administrator's Signature
Printed name: Jason Magditch

Date: 8/26/19

I certify that in accordance with 24 PS 13-1303-A, I have reviewed the Safe Schools – School Report for the school entity listed above and that the information provided on the files and summarized on the above School Safety Report is correct and true to the best of my knowledge and was prepared in accordance with the Pennsylvania Information Management System (PIMS).

Chief LEA Administrator's Signature
Printed name: Dr. William Harner

Date: Aug 26, 19

I certify that in accordance with 24 PS 1303-A (B.1), I have reviewed the Safe Schools – School Report for the school entity listed above, that the school entity listed above is in my department's jurisdiction, and that the information provided on the files and summarized on the above School Safety Report accurately reflects our police incident data.

Chief Law Enforcement Officer Signature:
Printed name: Scott McElree
Police department: Quakertown PD
Contact information: Telephone: 215-536-5001 x119
Email:

Date: 8/26/19

[] Check this box if the Local Law Enforcement Agency fails to review and provide notification of the accuracy of its incident data to the above report as required by 24 PS 1303-A (B.1).

Safe Schools ACS and School Profile

School Year: 2018-2019

LEA: Quakertown Community SD

School: Quakertown Community HS - 1128

PA Department of Education

Office for Safe Schools

333 Market Street, 5th Floor

Harrisburg, PA 17126-0333

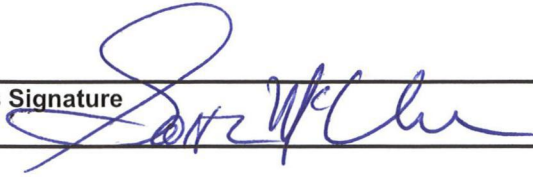
Primary email: ra-edsafeschoolsrep@pa.gov

No Later than July 31

Due Date: July 31, 2019

Chief LEA Administrator's Signature

Printed name:



Date:

